



RECEIVED

FEB 01 2013

S.D. SEC. OF STATE

State of South Dakota Campaign Finance Disclosure Statement

Year-end Report

Full Name of Committee: Susan Wismer for House

Susan Wismer swismer@brittonsd.com
Committee Chair, Treasurer, Candidate E-Mail

10770 Prairie Hills Place, Britton SD 57430
Committee Street Address

PO Box 147 Britton SD 57430
Committee Postal Address

Susan Wismer 605-448-2572
Name of Person Making Report Daytime Telephone # Evening Telephone #

SD House of Representatives Democrat
If Candidate Committee, please note office being sought, and District # (if applicable) Political party affiliation (if any)

If Ballot Question Committee, Ballot Question number or letter. Supporting? [] Opposing? []

Type of Campaign Statement: Pre-Primary [], Pre-Convention [], Pre-General [], Mid-Year [], Year-End [x], Amendment [], Supplement [], Termination []

VERIFICATION OF PERSON MAKING REPORT

I, Susan Wismer (print name legibly), certify that I have examined this report and to the best of my knowledge and belief it is true, correct and complete. I also understand that failure to timely file any statement, amendment, or correction required subjects the treasurer responsible for filing to a civil penalty per day for each day that the statement remains delinquent.


1/31/2013
Date

Susan Wismer
Signature of Treasurer


County, municipal and school candidates file this statement with the person in charge of the local election.
Statewide PACs, political party, ballot question and other committees file this statement with the Secretary of State's Office.
Secretary of State, Elections Department
500 East Capitol Ave., Ste 204
Pierre, SD 57501
or fax to 605-773-6580 or e-mail to cash@state.sd.us
Fax and e-mail images must contain the signature(s) and the original must be filed in our office within one week following the date the fax/e-mail was received.

Direct Contributions from Organizations

An organization is defined as any corporate entity, partnership, association, club, labor union, or any group organized in a corporate form that is not defined as a political committee or political party. ONLY PAC's and Ballot Committee Questions may receive direct contributions from organizations.


Itemized Contributions from Organizations		
Name	Residential (Street) Address	Amount
		\$.
		\$.
		\$.
		\$.
		\$.
		\$.
		\$.
		\$.
		\$.
		\$.
		\$.
		\$.
		\$.
		\$.
		\$.
		\$.
		\$.
		\$.
		\$.
		\$.
		\$.
		\$.
		\$.
		\$.
		\$.
		\$.
		\$.
		\$.
		\$.
		\$.
		\$.
		\$.
		\$.
		\$.
		\$.
		\$.
		\$.
		\$.
		\$.
		\$.
		\$.
		\$.
		\$.
		\$.
		\$.
		\$.
		\$.
		\$.
		\$.
		\$.
Itemized Contributions - Enter total of all Itemized contributions from organizations:		\$ 

Direct Contributions from Political Parties

Contributions from Political Parties		
Name	Residential (Street) Address	Amount
		\$.
		\$.
		\$.
		\$.
		\$.
		\$.
Enter total of all contributions from Political Parties here:		\$ 


Line item C1

Direct Contributions from In-State Political Action Committees

Contributions from South Dakota Political Action Committees		
Name	Residential (Street) Address	Amount
		\$.
		\$.
		\$.
		\$.
		\$.
		\$.
		\$.
		\$.
		\$.
		\$.
		\$.
		\$.
		\$.
		\$.
		\$.
		\$.
		\$.
		\$.
		\$.
		\$.
		\$.
		\$.
		\$.
		\$.
Enter total of all contributions from South Dakota Political Action Committees or South Dakota Candidate Committees here:		\$ 


Line item D1

Direct Contributions from Out-of-State Political Action Committees

<i>Contributions from Federal Political Act on Committees</i>		
Name	Filing Web Address	Amount
		\$.
		\$.
		\$.
		\$.
		\$.
		\$.
		\$.
		\$.
		\$.
		\$.
Enter total of all contributions from Federal Political Action Committees or Out-of-State Candidate Committees here:		\$ 

Line Item D2

Direct Contributions from Candidate Committees

<i>Contributions from Candidate Committees</i>		
Name	Residential (Street) Address	Amount
		\$.
		\$.
		\$.
		\$.
		\$.
		\$.
		\$.
		\$.
		\$.
		\$.
		\$.
		\$.
		\$.
		\$.
		\$.
		\$.
		\$.
		\$.
		\$.
		\$.
Enter total of all contributions from Candidate Committees here:		\$ 

Line item E1

In-Kind Contributions

<i>Non-cash contributions of good and services and the estimated fair market value</i>		
Description	Name and residential address	Estimated value
		\$.
		\$.
		\$.
		\$.
		\$.
		\$.
		\$.
		\$.
		\$.
		\$.
		\$.
Enter total of all estimated in-kind contributions here:		\$ <u> </u>

Line Item F1

Other Income

<i>Refunds, rebates, interest earned, sale of property, or other income which is not a direct contribution.</i>		
Source of Income	Description of Income	Amount
		\$.
		\$.
		\$.
Enter total of other income here:		\$ <u> </u>

Line Item G1

Establishing and Administering Committee/Solicitation Costs

List a categorical description and the estimated value of funds or donations by any organization to its political committee for establishing and administering the political committee or solicitation costs of the political committee.

Organizational Name and Categorical Description for Direct Funds	Amount
	\$.
	\$.
	\$.
Enter total here:	\$ <u> </u>

Line Item H1

Contributions Made to Candidates and Committees

Name of Candidate or Committee	Amount
	\$.
	\$.
	\$.
	\$.
	\$.
	\$.
	\$.
	\$.
	\$.
	\$.
	\$.
	\$.
	\$.
	\$.
Enter total of contributions to candidates or committees here:	\$ <u> </u>

Line item X2

Debts and Obligations Owed by Committee

All committee obligations which are incurred but unpaid at the end of the reporting period. If a service has been contracted but not billed, estimate the amount of the obligation.

Owed to/Creditor's Name	Nature of obligation	Address	Amount
Susan Wisniewski	Demand loan	PO Box 147 Britton	\$ 5087.25
			\$.
			\$.
			\$.
Enter total debt owed by committee here:			\$ <u>5087.25</u>

Line Item X3

Loans Owed to Committee

Report the amount of each loan owed to the political committee or political party. The amount of each loan made during the reporting period and the balance of each loan owed to the committee at the end of the reporting period must be itemized.

Name of recipient of loan, including address.	Amount of loan made during the reporting period	Amount of loan repaid during the reporting period	Balance of loan at the end of the reporting period
	\$.	\$.	\$.
	\$.	\$.	\$.
	\$.	\$.	\$.
Enter total amount of loans owed to committee here:	\$.	\$.	\$ <u> </u>

Line item Y1

Line Item Y2

Line Item Y3

SUMMARY OF INCOME AND EXPENDITURES

Balance of cash and cash equivalents on hand, if any, at the beginning of the reporting period:		\$	<u> </u>
		Credit	Debit
	Candidate's Personal Contribution to Own Campaign	\$	
Income:			
	Unitemized Contributions	\$	
	Itemized Contributions	\$	
	Contributions from Candidate Committees	\$	
	Contributions from Organizations	\$	
	Contributions from Political Parties	\$	
	Contributions from In-State PACs	\$	
	Contributions from Out-of-State or Federal PACs	\$	
	In Kind Contributions	\$	
	Other Income	\$	
	Expenditures from an external source to establish a committee	\$	
Expenditures			
	Operational Expenditures		\$
	Contributions to Candidates and Committees		\$
	Debts and Obligations Owed by the Committee		\$
Loan Activity			
	Monetary loan made to Candidate or Committee during reporting period	\$	
	Monetary loan made to Candidate or Committee repaid during reporting period		\$
	Monetary loan made by Committee during reporting period		\$
	Monetary loan repaid to Committee during the reporting period	\$	
Amount on hand at the end of the reporting period:		\$	<u> </u>

***Note: You cannot end the reporting period with a negative balance.**

County, municipal and school candidates file with the person in charge of the local election.